

TREASURE HUNT: A MODERN MYSTERY

Supply List*

(directional fabric not recommended)

Accent fabric:

4 fat quarters or 1 yard

Background:

- 2 yards for small quilt (finished size approx 44" x 58")
OR
- 2½ yards for medium quilt (finished size approx 50" x 64")
OR
- 3 yards for large quilt (finished size approx 56" x 70")

Binding:

- ½ yard for the small and medium sized quilts;
- ¾ yard for the large quilt

Other:

- Neutral thread
- Small ruler, rotary cutter, mat
- Ruler for squaring up squares smaller than 6"
- Removable marking pencil
- Sewing machine and usual sewing supplies

Do not copy or redistribute
without prior consent from
Debbie Grifka at
ehq@sbcglobal.net.

***Please note: all cutting must be done
prior to coming to class!**

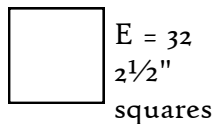
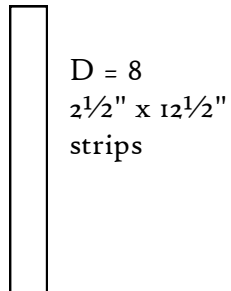
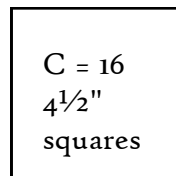
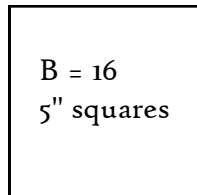
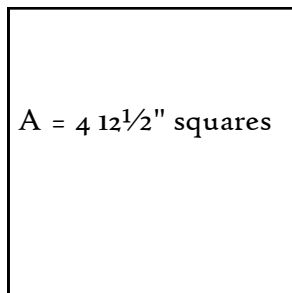
© Debbie Grifka 2013
All rights reserved

Cutting instructions for all sizes:

Cut the following pieces and put them together in a bag or envelope marked with the letter code. This must be done prior to class!

Background: (all strips are WOF*)

- Cut 2 12½" strips;
 - subcut 4 12½" squares (A)
 - from the remainder of the strips, crosscut 12 12½" x 2½" strips, set 8 aside (D) and
 - subcut the rest (4) into 20 2½" squares (E)
- Cut 2 5" strips; subcut into 16 5" squares (B)
- Cut 2 4½" strips; subcut into 16 4½" squares (C)
- Cut 4 2½" strips;
 - subcut one strip into 12 2½" squares (E)
 - the 3 remaining 2½" strips are (F)



Background

F = 3 2½" strips

*WOF = width of fabric

Accent:

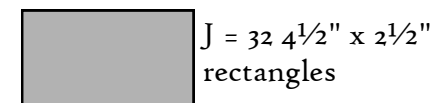
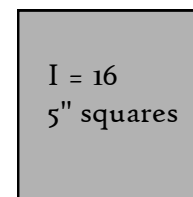
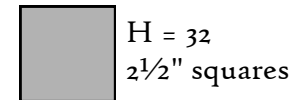
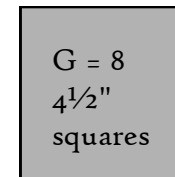
From each fat quarter, with the narrower edge of the fat quarter along the bottom edge of the cutting mat:

- Cut 2 5" strips;
 - subcut 4 5" squares (I)
 - subcut 2 4½" squares (G)
 - subcut 8 2½" squares (H)
- Cut a 4½" strip; subcut into 8 4½" x 2½" rectangles (J)

OR for yardage, cut: (all strips are WOF*)

- 2 5" strips; subcut into 16 5" squares (I)
- 3 4½" strips;
 - subcut into 8 4½" squares (G) and
 - 32 4½" x 2½" rectangles (J)
- 2 2½" strips; subcut into 32 2½" squares (H)

Accent



Binding: (all strips are WOF*)

- 6 2½" strips for the small or medium quilts OR
- 7 2½" strips for the large quilt